

**Columbus Technical College
Board of Directors**

**Mr. Brian Plemmons
Mr. John D. Pritchett, Sr.
Mr. C.P. Redding
Mr. Ben Richardson
Ms. Cathy Williams**

In This Report...

- **Enrollment**
- **Demographics**
- **Financials**

Columbus Technical College does not discriminate on the basis of race, color, creed, national or ethnic origin, gender, religion, disability, age, political affiliation or belief, veteran status, or citizenship status (except in those special circumstances permitted or mandated by law). Patricia Hood, Director of Human Resources for Columbus Technical College has been designated to handle inquiries regarding the nondiscrimination policies that include Title IX and Section 504. She can be reached by calling 706.649.1883. NOTE: Statistical data in this report is collected from the Technical College System of Georgia.



COLUMBUS TECHNICAL COLLEGE
A Unit of the Technical College System of Georgia

**Columbus Technical
College**


928 Manchester Expressway
Columbus, Georgia 31904-6572
706-649-1800
www.columbusotech.edu



Annual Report

FY 2007

Credit Enrollment by Award Level



TOTAL: 6,209*

(*includes duplication of students with dual majors)



Message from the President

What an exciting time to be a part of Columbus Technical College! The college has experienced solid growth and great progress over the past several years. This progress is not just measured in the fact that the college has more than doubled in size but also in

the number of new high-quality programs that have been installed to meet the employment needs of area employers. The college pays particular attention to the areas of manufacturing, service industries, and the healthcare arena. These areas are important to the viability of our community and represent the greatest employment opportunities for our graduates.

As this Annual Report is being prepared, so is the site for our future campus on River Road. Ground will be broken in May for the *Dr. Robert L. Wright Jr. Health Sciences Center*. Once completed, it will be able to house hundreds more healthcare students while freeing up much-needed space for other programs. This project has received strong local support and encouragement.

I want to thank you for your continued support and commitment to Columbus Technical College.

J. Robert "Bob" Jones

President

Total Unduplicated Enrollment

FY2007

5,738



Total Graduates in 2007:

1,126

Financials

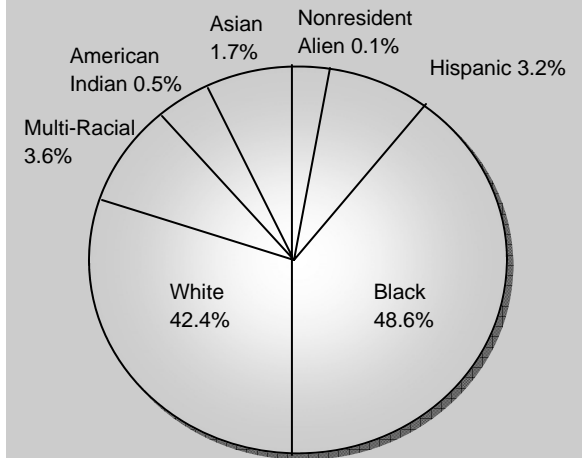
Funding Sources Percentages

State:	\$9,576,228.63	57%
Federal:	\$1,554,467.03	9%
College-generated:	\$5,756,924.03	34%
TOTAL:	\$16,887,619.69	100%

Expenditures Percentages

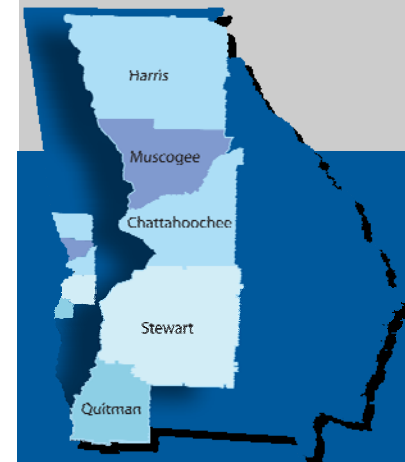
Operating:	\$3,873,708.00	23%
Personnel Services:	\$13,013,911.69	77%
TOTAL:	\$16,887,619.69	100%

Credit Enrollment by Race/Ethnicity



Age Demographics:

25.3%:	Under 21
24.6%:	21—25
16.4%:	26—30
10.7%:	31-35
7.7%:	36-40
15.2%:	Over 40



Columbus Technical College serves students from all over the Columbus Region.