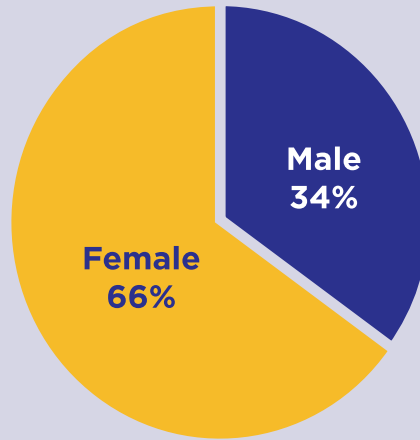
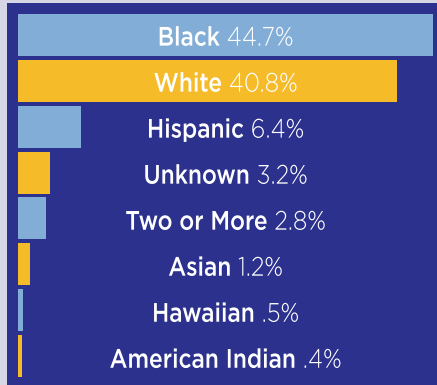


OUR NUMBERS

College Enrollment Statistics

(4,607 Students)



Age	Count	%
< 21	1,736	38%
21-25	1,116	24%
26-30	638	14%
31 - 35	401	9%
36-40	264	6%
>40	452	10%

2018 Students Served

- 4,607** College Students
- 1,178** Adult Education/GED/ESL
- 5,337** Customized Training for Business & Industry
- 1,334** Continuing Education
- 666** High School Students

12,761

Graduates

- 970** College
- 261** GED

1,096

Awards Conferred

- 463** Associate Degrees
- 246** Diplomas
- 953** Technical Certificates of Credit

1,662

Enrollment by Financial Aid

- 2,544** Pell
- 1,606** HOPE Scholarship and Grant
- 366** Zell Miller Scholarship/Grant
- 420** HOPE Career Grant
- 624** VA
- 36** Scholarships and Grants
- 3** Dislocated Worker
- 24** WIOA

Dual Enrollment by High School

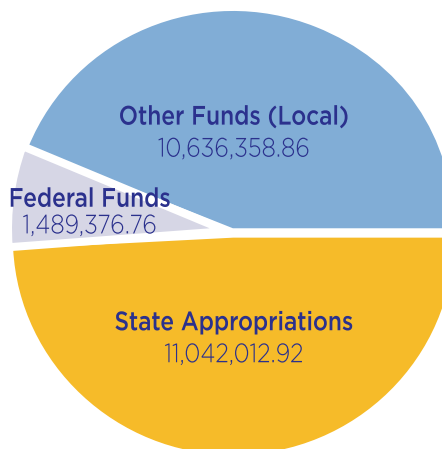
(Fall, Spring and Summer Semester)

Central Talbot High School	4	Marion County High School	17
Chattahoochee County High School	186	Northside High School	32
Early College Academy	40	Other High Schools (Online)	89
Hardaway High School	42	Quitman County High School	12
Harris County High School	111	Shaw High School	21
Home School	10	Spencer High School	19
Jordan Vocational High School	31	Stewart County High School	41
Kendrick High School	11		

Total: **666**

2018 Revenue

23,167,748.54



2018 Expenditures

23,167,748.54

