

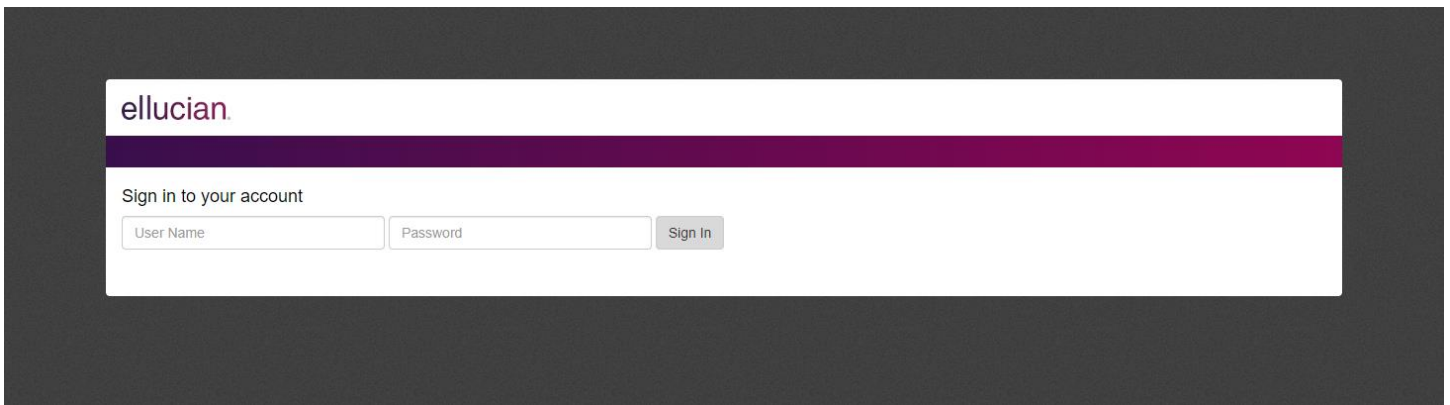
campuslogic

Hello! Columbus Technical College is introducing an easy, mobile, and personalized process that makes navigating financial aid less complicated. Providing the best student experience is important to us, and we heard your feedback loud and clear. You want to be able to complete Financial Aid processes on your own time and on the device of your preference. We are proud to announce that all Columbus Technical College students will be able to:

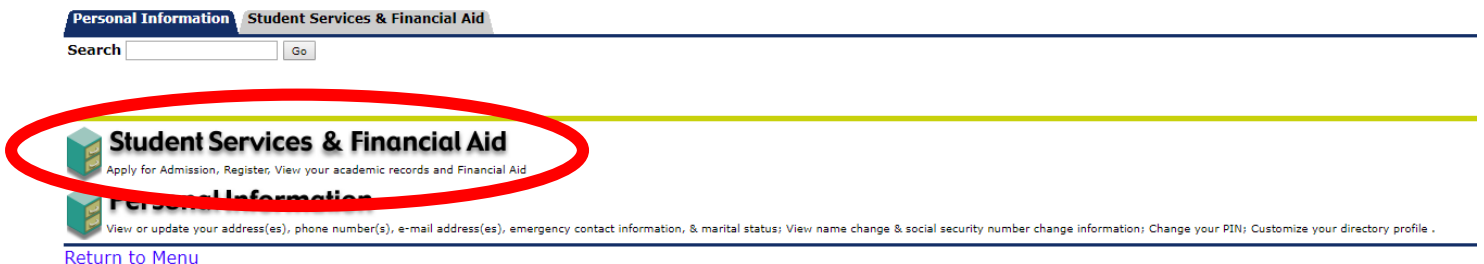
- Check the status of your Financial Aid and verification at any time! No more waiting in long lines in Financial Aid!
- Complete financial aid forms on your phone, tablet, or computer.
- Securely upload documents from any device.
- E-sign documents—both you and your parents!
- Manage your financial aid tasks online
- Receive automated reminders about outstanding tasks and next steps.

HOW TO ACCESS AND SETUP CAMPUS LOGIC ACCOUNT

Log into your BANNER Web account with your **Single Sign On (SSO)** credentials. These are the same credentials that you use to access the computers on campus as well as Blackboard. If you are a dependent student you can send the link to your parent(s) for them to add their signature on-line as well. The link is <https://columbustech.verifymyfafa.com>.



Once in, click on **“Student Services & Financial Aid”**.



RELEASE: 8.8.4.1

Then click on "Financial Aid".

Search

Student Services & Financial Aid

Admissions

File an application for admissions; Review existing applications, their status, and the status of supporting requirements.

Registration


Check your registration status; Display your class schedule; Register for classes.

Student Records

View your holds; Display your grades and transcripts; Review charges and payments.

Financial Aid

Apply for Financial Aid; Review the status of your financial aid applications; Check status of document requirements; Review loans.

 Your feedback is very important to us! [Registration survey...](#) [Advising and Registration Survey](#)

We want your feedback! Please complete a brief survey about your advising and registration experience. Your input will help us improve this process.

RELEASE: 8.8.4.1

On the Financial Aid screen, click on "My Eligibility".

Search

Financial Aid

My Eligibility

Review Financial Aid Holds (which may prevent payment of awards) and document requirements; Display academic progress history; View academic transcript.
Please check your satisfactory academic progress online each quarter after your grades post.

My Award Information

View account summary; Review awards by aid year; Accept award offers by aid year; Review award history; Display award payment schedule; View history of loan applications.
If you are receiving HOPE you will not see any HOPE payments applied in your account detail until 14 days before the start of the quarter.

 [E-Mail CTC Financial Aid Office](#)

[Display Financial Aid Authorization](#)
Display Financial Aid Authorization

[Financial Aid Shopping Sheet](#)
Information about your cost of attendance and the aid you have been awarded.

[Display Sap](#)
Satisfactory Academic Progress (SAP)



[Access Federal Application](#)

[Download Financial Aid Forms](#)

Select the current aid year. The most current aid year will always be at the top of the list.

Search

Select Aid Year

Select Aid Year (the academic year for which you are receiving financial aid). To define or redefine the aid year, select the aid year from the pull-down list below, then click Select Aid Year. Click Reset to redisplay the previous value.

Select Aid Year

RELEASE: 8.21

- 01-JULY-2019 - 30-JUN-2020
- JULY 2018 - JUNE 2019
- 01-JULY-2017 - 30-JUN-2018
- 01-JULY-2016 - 30-JUN-2017
- 01-JULY-2015 - 30-JUN-2016
- 01-JULY-2014 - 30-JUN-2015
- 01-JULY-2013 - 30-JUN-2014
- 01-JULY-2012 - 30-JUN-2013
- July 1, 2011 - June 30, 2012
- JULY 2009 - JUNE 2010
- JULY 2007 - JUNE 2008
- Aid Year 2000 - 2001
- July 1999 - June 2000
- July 1998 - June 1999
- 1997-1998

On the eligibility screen, under the Student Requirements tab, there will be a link that says “FA file Complete”. Click on the link and it will take you to register for your Campus Logic Account.

Personal Information Student Services & Financial Aid

Search Go

Eligibility Requirements for 01-JULY-2019 - 30-JUN-2020

Student Requirements Academic Progress

Unsatisfied Requirements

Requirement	Status	As of Date	Fund	Term
FA file Complete Click the link above to create your CampusLogic Account	Needed not Received	Oct 14, 2019		
Federal Workstudy Contract	Needed not Received	Sep 25, 2019	Federal College Work Study	

The Requirements link enables you to download the form necessary to complete the specific requirement or transfers you to another page to satisfy the requirement.

Satisfied Requirements

Requirement	Status	As of Date	Fund	Term
Institutional Student Information Record	Received not Satisfied	May 20, 2019		

Fill in all the required information in order to complete setting up your Campus Logic account. The information that is entered needs to match the information that is in BANNER Web. Once you are in Campus Logic, simply follow the easy instructions that are provided to upload the proper documentation that is needed.

We hope that you find this an easier way to complete your financial aid file. If you have any issues or need assistance, please feel free to come see the Financial Aid Office and we will assist you.



Office of Financial Aid
 928 Manchester Expressway
 Columbus, Georgia 31904
 706-649-1859 (Phone)
 706-649-1457 (Fax)
finaid@columbustech.edu